




If you

do not have an account, you can create it at: <https://evolve.elsevier.com/>

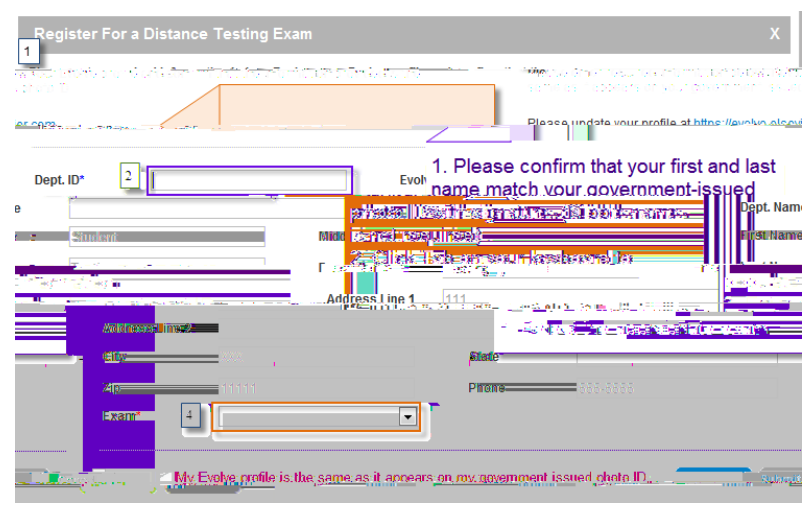
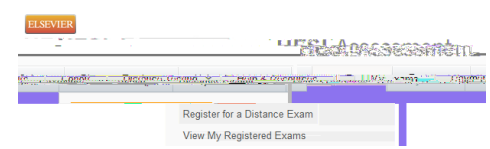

Follow the steps below:

- Go to <https://evolve.elsevier.com/cs/> and click **Register for Results and Remediation**
- In the HESI Secured Exams section, click the link that says, **Register for Results and Remediation**
- Click **Register** to place this in your cart, and then **Checkout/Redeem** from the cart screen.
- If you are a returning user, enter your Evolve username and password on the right side of the screen and click **Log In**. If you are new to Evolve, enter your name, email, desired password, and click **Continue**.
- Click **Checkout/Redeem**



2. Register for Distance Testing Exam

- Click on **Distance Testing Exam**
- Click **Yes** to agree to the Terms and Conditions.
- Hover over the Distance Testing Tab and select **Register for a Distance Exam**
- Complete the required information, check box, and click the **Submit** button:



ouil your rrlrty ou

NEW JERSEY CITY UNI 9 MAIN- \$ % 6 1 DISTANCE TESTING

Department ID: *197861*

IMPORTANT INFORMATION:

1. **Do Not** use the **6 F K R R Department I D** as your student ID when creating your student Evolve account.

2. The first and last name on your Evolve account **must be the same** as it appears on your [Government Issued Photo ID with Signature](#). **no** Do not add or change your name on the testing lab if there is any discrepancy between what is listed on your Evolve student account and what is presented on your ID.

3. Your government04 (ou)5 (r)04 (ou)r(Nc.995 (m36 r)8.995 ()-3.9979 g)5 ()6.005 mu st icnludd yn nat nedae t b(l)-4

(a(s)23.007 ()-4.004 emas

()Tj ET Q q 0 0 612 792 re W* n BT 0 g /TT1 11.04 Tf-0.01829 c 359.476343.857 Td ast

tise Revision 200

appears on his most current the troutre t

Est cot r()-4.004 sun m36 rnt vesitn.