

Division of Administration and Finance

University Senate Presentation

September 19, 2016



Discussion

- Total FY2017 Revenue
- Total FY2017 Expenses
- FY2017 Capital Plan
- Enrollment Outlook
- Philanthropy

Highlights

School of Business

- Capital Fit-Out of \$12 million
- Annual lease payments of \$2 million

Science Building Renovation

- Projected cost of \$42 million

Nursing Education Center

- \$5.2 million CIF Grant

New Residence Hall

- 100% financed through NJEDA tax exempt bonds

West Village

- Total development costs at full build out - \$400 million

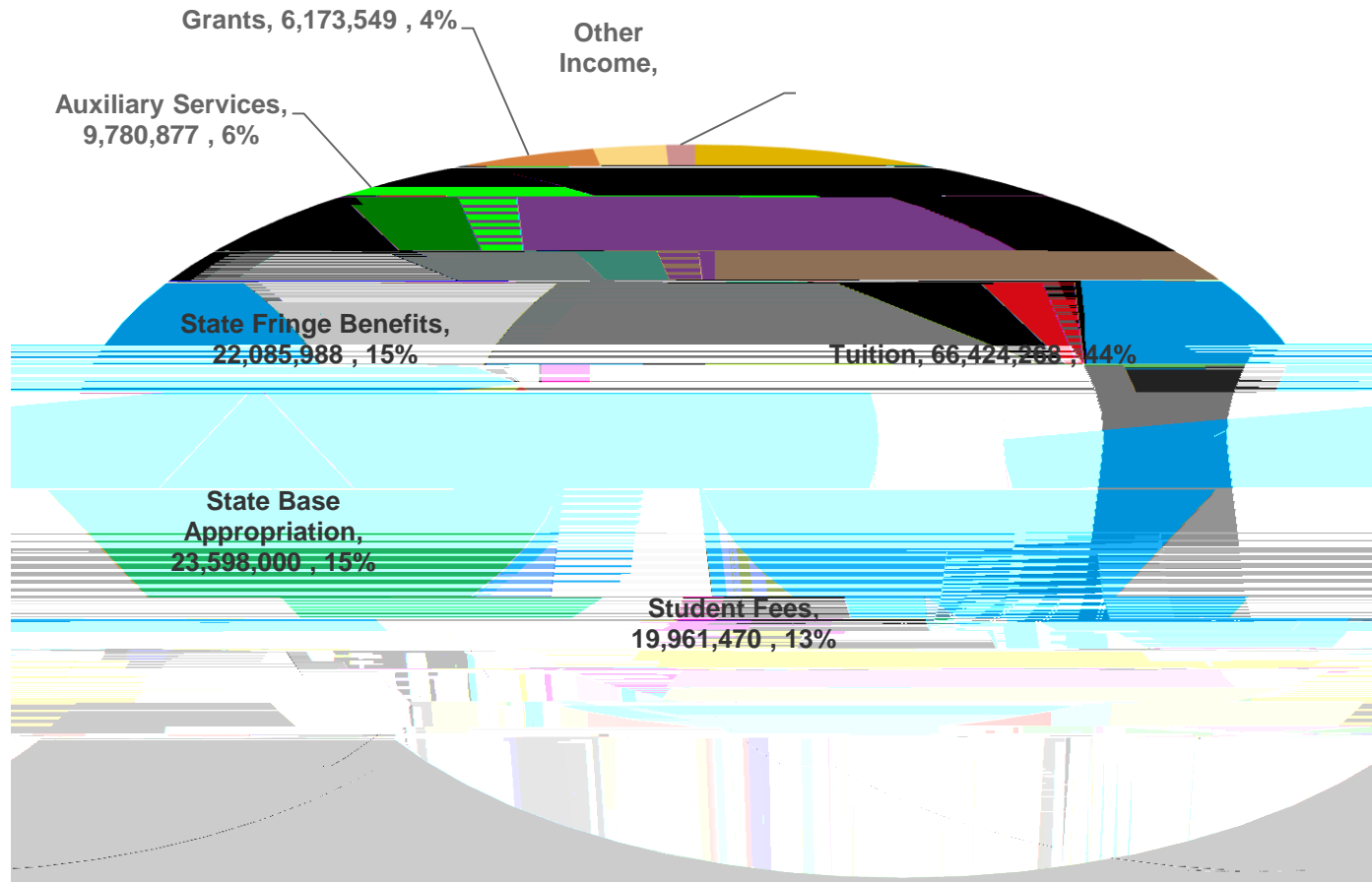
Debt-Free Promise Program

- Projected at \$600,000

Scholarships

- Projected at \$1,000,000

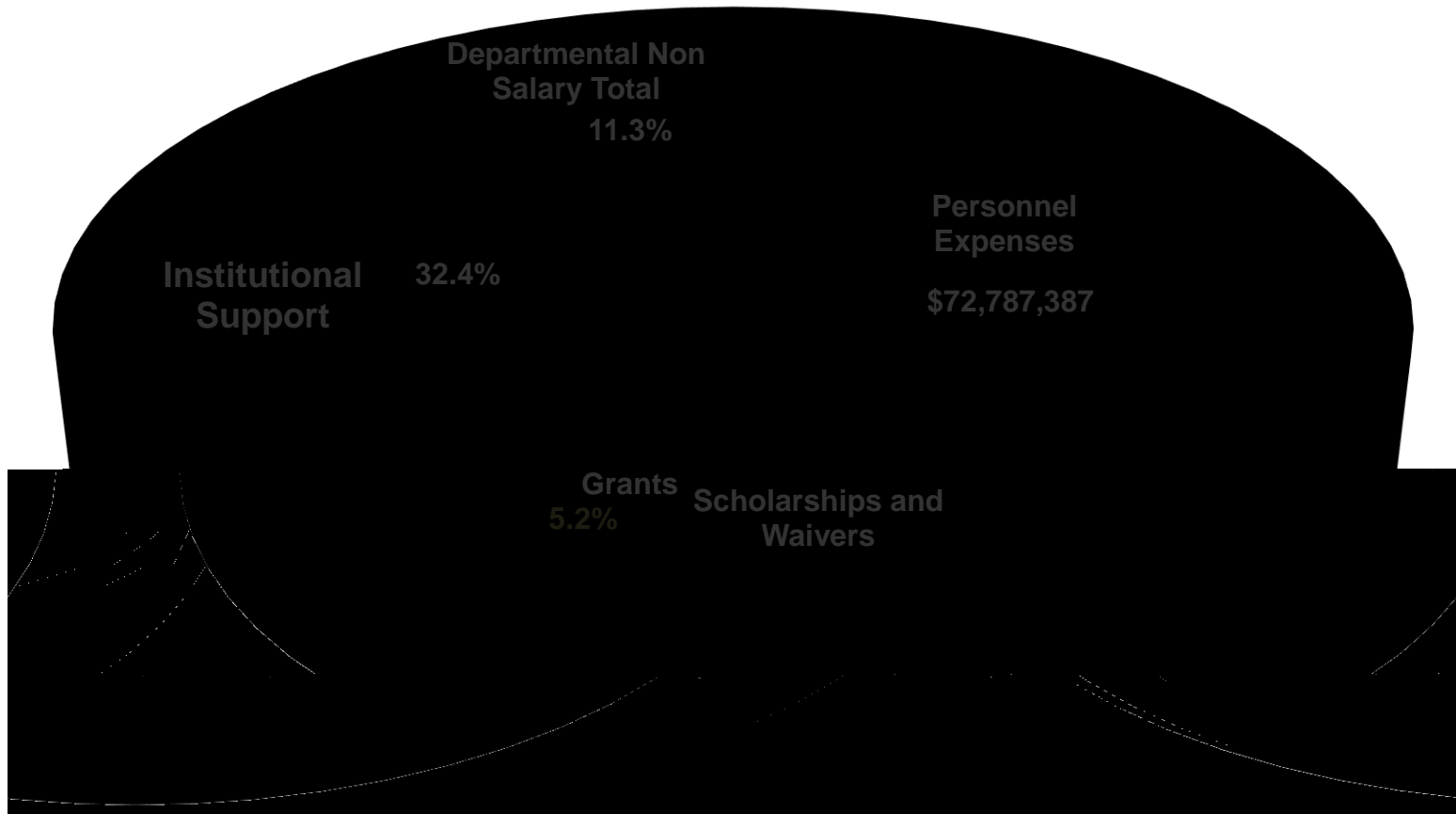
Total Revenue | FY2017



Total Expenses | FY2017

EXPENSE	2016	2017			
	Budget	Change	% Change	Budget	% Total
Personnel	71,057,379	1,730,008	2.4%	72,787,387	47.6%
Scholarships and Waivers	3,846,759	1,600,000	41.6%	5,446,759	3.6%
Grants	9,685,045	(1,783,799)	(18.4%)	7,901,246	5.2%
Institutional Support	48,334,931	1,198,567	2.5%	49,533,498	32.4%
Department Non-Salary	17,963,243	(764,453)	(4.3%)	17,198,790	11.3%
TOTAL EXPENSE	150,887,357	1,980,322	1.3%	152,867,679	100%

Total Expenses | FY2017




Major Budget Priorities | FY2017

Strategic Initiatives	
GOAL 1: Enhance Academic Excellence	\$201,225
GOAL 2: Achieve Student Success: Academic, Personal, Social	1,937,855
GOAL 3: Enhance Resources and the University's Capacity to Achieve Vision	2,477,041
GOAL 4: Strengthen NJCU Identity, Brand, Reputation, and Connections with the Community	320,000
Total	\$4,936,121


Facilities



Move-in Day



Facilities



In addition to the 163 luxury residential units and 10,000-square-foot retail, the five-story phase one development will include 177 structured parking spaces, two bike terminals and over 25,000 square feet of indoor/outdoor amenity space. The luxury residential units will consist of 27 studio apartments, 112 one-bedroom, and 24 two-bedroom units ranging from 550 square feet to 1,300 square feet.

Capital Plan | FY2017

FY2017 Available Capital Funds	
Description	Amount
Projected Capital Funds from Depreciation	\$8,683,236
Facilities Fee Reserve	2,304,920
Total Available Capital Funds	\$10,988,156

FY2017 Use of Capital Funds	
Description	Amount
Debt Service	\$6,073,441
Annual University-Wide Projects	2,156,323
West Campus Project Management & LSRP	400,000
Divisional Capital Projects and Equipment	2,358,392
Total Use of Capital Funds	

Capital Plan | FY2017

Capitol Projects	
GOAL 2: Achieve Student Success: Academic, Personal, Social	\$1,168,210
GOAL 3: Enhance Resources and the University's Capacity to Achieve Vision	2,357,040
GOAL 4: Strengthen NJCU Identity, Brand, Reputation, and Connections with the Community	290,000
Business Continuity (non-discretionary allocations)	7,172,906
Total	\$10,988,156

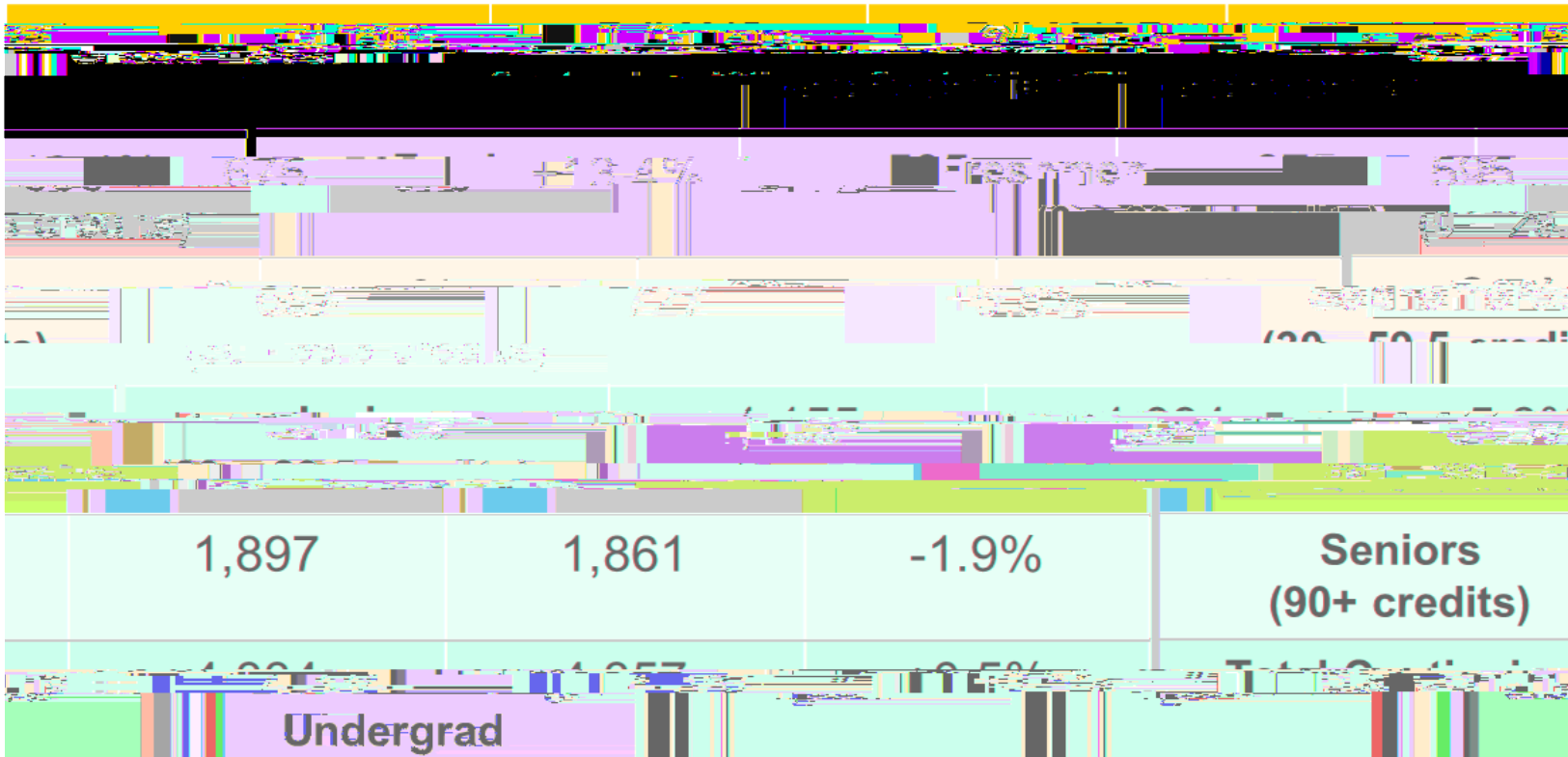
Enrollment Outlook

Freshmen Characteristics (3 Years)

	Fall 2014 Census	Fall 2015 Census	Fall 2016 September 2nd Census	3-Year Change
Freshmen Class Size	691	819	1,043	+50.9%
% from outside Hudson County	49%	+14%	35%	34%

Enrollment Outlook


The State of Continuing Undergraduate Enrollment



Large graduating classes and small freshmen classes in 2013 & 2014 resulted in less Juniors and Seniors. The impact of larger freshmen classes will be realized fully in two years, as long as retention and rate of enrollment growth remains similar.

Philanthropy

Growth in Fundraising





UNIVERSITY OF NEW JERSEY-CAMDEN